



Children's Education Society (Regd.)

## The Oxford College of Pharmacy

(Recognised by the Govt. of Karnataka, Affiliated to Rajiv Gandhi University of Health Sciences, Karnataka;

Approved by Pharmacy Council of India, New Delhi)

Accredited by NAAC and International Accreditation Organization (IAO)


### 6.4 Financial Management and Resource Mobilization

S. No	Particulars	Page.no
1.	Budget and Balance sheet	1-9
2.	Funds/Grants received from Government and non-government bodies	10-11
3.	Institutional strategies for mobilization of funds and optimal utilization of resources	12-13

*P. Padma*

**PRINCIPAL**  
**PRINCIPAL**

The Oxford College Of Pharmacy  
No 6/9, 1st Cross, Begur Road, Hongasandra  
Bangalore - 560 068



No.6/9, 1<sup>st</sup> Cross, Begur Road, Hongasandra, Bengaluru -560 068  
☎: +91- 80 - 61754694; Fax: +91- 80 -61754699; www.theoxford.edu  
e-mail: pharmacyprincipal@theoxford.edu; info@theoxford.edu;

6.4.1

**CHILDREN'S EDUCATION SOCIETY®**  
# 40, I PHASE, J P NAGAR, BANGALORE - 560 078

**The Oxford College of Pharmacy**  
No.6/9, 1st Cross, Begur Road, Hongasandra, Bangalore - 560 068

**BALANCE SHEET as at 31/03/2023**

SOURCES OF FUNDS	Note	31/03/2023 Rs.	31/03/2022 Rs.
Capital Account	2	18,06,88,544	13,23,05,644
Current Liabilities & Provisions	3	16,93,874	22,30,420
<b>TOTAL</b>		<b>18,23,82,418</b>	<b>13,45,36,064</b>

APPLICATION OF FUNDS	Note	31/03/2023 Rs.	31/03/2022 Rs.
Fixed Assets	4	29,26,400	24,57,079
Investments	5	10,21,94,824	5,83,93,362
Current Assets, Loans & Advances	6	55,89,904	1,02,08,710
Cash & Bank Balances	7	7,16,71,290	6,34,76,913
<b>TOTAL</b>		<b>18,23,82,418</b>	<b>13,45,36,064</b>

Significant Accounting Policies 1

For Children's Education Society®

As per our report of even date  
for S. VENKATESAN & Co.,


*S.N.V.L. Narasimha Raja*  
PRESIDENT / *A.S.Thas*  
SECRETARY

*V. Venkatarasimhan*  
V VENKATANARASIMHAN  
Partner



M.No. 212985  
Firm Reg No.008708S

Place : Bangalore  
Date : 25/10/2023



UDIN: 23212985BGXWVSH2FH

CHILDREN'S EDUCATION SOCIETY®  
# 40, I PHASE, J P NAGAR, BANGALORE - 560 078

The Oxford College of Pharmacy  
No.6/9, 1st Cross, Begur Road, Hongasandra, Bangalore - 560 068

INCOME & EXPENDITURE ACCOUNT FOR THE YEAR ENDED 31/03/2023

INCOME	Note	31/03/2023 RS.	31/03/2022 Rs.
Fees Collections		6,85,56,008	6,25,54,650
Other Income	8	72,22,975	38,68,873
<b>TOTAL</b>	<b>(I)</b>	<b>7,57,78,983</b>	<b>6,64,23,523</b>

EXPENDITURE	Note	31/03/2023 Rs.	31/03/2022 Rs.
University Fees	9	27,99,060	22,84,906
Administration & Other Operating Expenses	10	44,04,952	24,80,250
Employee Benefit Expenses	11	2,02,68,448	1,46,61,592
Depreciation & Amortization Expenses	4	5,54,094	4,19,780
<b>TOTAL</b>	<b>II</b>	<b>2,80,26,554</b>	<b>1,98,46,528</b>

Excess/(Deficit) of Income over Expenditure  
Trf to Capital Account


(I-II) 4,77,52,429 4,65,76,995

For Children's Education Society®

S.N.V.L. Narasimha Raju  
PRESIDENT

A. Thas  
SECRETARY

Place : Bangalore  
Date : 25/10/2023



As per our report of even date  
for S. VENKATESAN & Co.,


V. Venkatarasimhan  
V VENKATANARASIMHAN

Partner

M.No. 212985

Firm Reg No.008708S

UDIN: 23212985BGXWVSH874



CHILDREN'S EDUCATION SOCIETY®  
# 40, I PHASE, J P NAGAR, BANGALORE - 560 078

The Oxford College of Pharmacy  
No.6/9, 1<sup>st</sup> Cross, Begur Road, Hongasandara, Bangalore – 560 068

Note – 1

Significant Accounting Policies for the year ended 31/03/2023

1. Accounts are prepared on historical cost convention and under accrual basis of accounting unless otherwise stated.
2. Fixed Assets are stated at cost of acquisition inclusive of duties, taxes incidental and direct expenses related to acquisition.
3. Depreciation is provided as per the rates provided in The Income Tax Act, 1961.
4. Investments are carried at cost. Interest on Investments is recognized on accrual basis.
5. Fees received from students for the Academic year commencing during the year is recognized as income for the year itself. The "Fees Collections" amount represents the amount of fees collected, net of fee concession and waivers.
6. A sum of Rs.1,18,000/- represents provision towards audit fees.
7. Previous year figures have been regrouped/reclassified wherever necessary.

For Children's Education Society®

As per our report of even date  
for S.VENKATESAN & Co.,

S.N.V.L. Narasimha Raja  
PRESIDENT

A. Tha. S  
SECRETARY

Place : Bangalore  
Date : 25/10/2023



V. Venkatanarasimhan

V. VENKATANARASIMHAN

Partner

Membership.No.212985

Firm Reg. No.008708S

UDIN: 23212985B6XWVSH874

**CHILDREN'S EDUCATION SOCIETY@**  
# 40, 1 PHASE, J P NAGAR, BANGALORE - 560 078

**The Oxford College of Pharmacy**  
No.6/9, 1st Cross, Begur Road, Hongasandra, Bangalore - 560 068

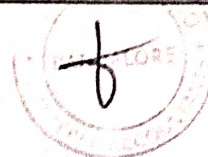
NOTES TO BALANCE SHEET as at 31/03/2023

NOTE - 2  
CAPITAL ACCOUNT

PARTICULARS	31/03/2023 (Dr.) / Cr	31/03/2022 (Dr.) / Cr
By Balance B/d	13,23,05,644	9,02,44,530
By Excess/(Deficit) of Income over Expenditure - As per I/E A/c for the year	4,77,52,429	4,65,76,995
To Net Credit/(Debit) to Management	6,30,471	(45,15,882)
<b>TOTAL - Balance C/d</b>	<b>18,06,88,544</b>	<b>13,23,05,644</b>

NOTE - 3  
CURRENT LIABILITIES & PROVISIONS

PARTICULARS	31/03/2023	31/03/2022
Advance Tuition Fees	8,69,820	9,75,400
Scholarship	3,07,200	2,31,350
Remuneration Payable	1,08,935	4,70,593
Amount Refundable To Students	25,000	30,000
Examination Fees	-	2,05,703
Provision for Project Expenses	-	39,055
<b>Statutory Payables</b>		
Employer's PF Payable	37,793	41,281
Employee's PF Payable	47,793	31,281
Employee's ESI Payable	1,685	1,212
Employer's ESI Payable	7,257	5,226
TDS On Salary	27,511	27,857
Professional Tax Payable	6,400	6,600
<b>Provision for Expenses:</b>		
Audit Fees Payable	1,18,000	1,18,000
Power Charges Payable	50,637	46,862
<b>Sundry Creditors for Expenses:-</b>		
M/S Vasa Scientific Co	22,257	-
M/S Sri Balaji Agencies	15,405	-
M/S Futurenet Telecom Pvt. Ltd	13,322	-
M/s End to End Office Supply	8,329	-
M/S Sb News Paper Agency	4,130	-
<b>Sundry Creditors for Purchases:-</b>		
M/s Diginnovations India Pvt.Ltd	22,400	-
<b>Total</b>	<b>16,93,874</b>	<b>22,30,420</b>



**CHILDREN'S EDUCATION SOCIETY®**  
# 40, I PHASE, J P NAGAR, BANGALORE - 560 078

The Oxford College of Pharmacy  
No.6/9, 1st Cross, Begur Road, Hongasandra, Bangalore - 560 068

NOTES TO BALANCE SHEET as at 31/03/2023

NOTE - 2  
CAPITAL ACCOUNT

PARTICULARS	31/03/2023 (Dr.) / Cr	31/03/2022 (Dr.) / Cr
By Balance B/d	13,23,05,644	9,02,44,530
By Excess/(Deficit) of Income over Expenditure - As per I/E A/c for the year	4,77,52,429	4,65,76,995
To Net Credit/(Debit) to Management	6,30,471	(45,15,882)
<b>TOTAL - Balance C/d</b>	<b>18,06,88,544</b>	<b>13,23,05,644</b>

NOTE - 3  
CURRENT LIABILITIES & PROVISIONS

PARTICULARS	31/03/2023	31/03/2022
Advance Tuition Fees	8,69,820	9,75,400
Scholarship	3,07,200	2,31,350
Remuneration Payable	1,08,935	4,70,593
Amount Refundable To Students	25,000	30,000
Examination Fees	-	2,05,703
Provision for Project Expenses	-	39,055
<b><u>Statutory Payables</u></b>		
Employer's PF Payable	37,793	41,281
Employee's PF Payable	47,793	31,281
Employee's ESI Payable	1,685	1,212
Employer's ESI Payable	7,257	5,226
TDS On Salary	27,511	27,857
Professional Tax Payable	6,400	6,600
<b><u>Provision for Expenses:</u></b>		
Audit Fees Payable	1,18,000	1,18,000
Power Charges Payable	50,637	46,862
<b><u>Sundry Creditors for Expenses:-</u></b>		
M/S Vasa Scientific Co	22,257	-
M/S Sri Balaji Agencies	15,405	-
M/S Futurenet Telecom Pvt. Ltd	13,322	-
M/s End to End Office Supply	8,329	-
M/S Sb News Paper Agency	4,130	-
<b><u>Sundry Creditors for Purchases:-</u></b>		
M/s Diginnovations India Pvt.Ltd	22,400	-
<b>Total</b>	<b>16,93,874</b>	<b>22,30,420</b>

**CHILDREN'S EDUCATION SOCIETY®**  
# 40, I PHASE, J P NAGAR, BANGALORE - 560 078

**The Oxford College of Pharmacy**  
No.6/9, 1st Cross, Begur road, Hongasandra, Bangalore - 560 068

NOTES TO BALANCE SHEET as at 31/03/2023

NOTE - 4  
FIXED ASSETS

Sl. No	Particulars	W.D.V as on 01/04/2022	Additions During the year	Total	Depreciation		W.D.V as on 31/03/2023
					31/03/2023	31/03/2022	
1	Computers	1,102	2,13,580	2,14,682	43,157	735	1,71,525
2	Software	-	3,00,864	3,00,864	89,673	-	2,11,191
3	Lab Equipment	11,29,015	-	11,29,015	1,69,352	1,99,238	9,59,663
4	Library Books	8,96,556	94,138	9,90,694	1,41,543	1,57,157	8,49,151
5	Office Equipment	2,26,861	3,31,633	5,58,494	83,774	40,034	4,74,720
6	Projector	-	83,200	83,200	6,240	-	76,960
7	Furniture & Fixtures	2,03,545	-	2,03,545	20,355	22,616	1,83,190
<b>Grand Total</b>		<b>24,57,079</b>	<b>10,23,415</b>	<b>34,80,494</b>	<b>5,54,094</b>	<b>4,19,780</b>	<b>29,26,400</b>


For Children's Education Society®

As per our report of even date  
for S. VENKATESAN & Co.,

S.N.V.L. Narasimha Raja  
PRESIDENT

A. Tho. S.  
SECRETARY

Place : Bangalore  
Date : 25/10/2023



V. Venkatarasimhan  
V. VENKATANARASIMHAN  
Partner  
M.No. 212985  
Firm Reg No.008708S




CHILDREN'S EDUCATION SOCIETY®  
# 40, I PHASE, J P NAGAR, BANGALORE - 560 078

The Oxford College of Pharmacy  
No.6/9, 1st Cross, Begur Road, Hongasandra, Bangalore - 560 068

NOTES TO BALANCE SHEET as at 31/03/2023

NOTE - 5  
INVESTMENTS

PARTICULARS	31/03/2023	31/03/2022
<b>Investments - BOB</b>		
FD.No. 67590300000279 (Including Interest Accrued)	-	2,18,43,870
FD.No. 67590300000844 (Including Interest Accrued)	-	1,04,65,667
FD.No. 67590300000845 (Including Interest Accrued)	-	1,04,64,555
FD NO.- 67590300000892 (Including Interest Accrued)	1,63,34,459	1,56,19,270
FD NO.- 67590300001164 (Including Interest Accrued)	51,86,286	-
FD NO.- 67590300001171 (Including Interest Accrued)	77,78,417	-
FD NO.- 67590300001184 (Including Interest Accrued)	77,76,390	-
FD NO.- 67590300001351 (Including Interest Accrued)	2,04,78,876	-
FD NO.- 67590300001356 (Including Interest Accrued)	2,28,67,265	-
FD NO.- 67590300001476 (Including Interest Accrued)	2,17,73,131	-
<b>TOTAL</b>	<b>10,21,94,824</b>	<b>5,83,93,362</b>





**CHILDREN'S EDUCATION SOCIETY®**  
# 40, I PHASE, J P NAGAR, BANGALORE - 560 078

The Oxford College of Pharmacy  
No.6/9, 1st Cross, Begur Road, Hongasandra, Bangalore - 560 068


NOTES TO BALANCE SHEET as at 31/03/2023

NOTE - 6  
CURRENT ASSETS, LOANS AND ADVANCES

PARTICULARS	31/03/2023	31/03/2022
Bescom - Additional Security Deposit	2,05,000	2,05,000
Bescom Security Deposit	63,850	63,850
General Advance	7,626	3,209
<b><u>Fees Receivables:</u></b>		
Fees Receivables from students	46,54,458	94,83,681
Fees Receivable- KEA- 2019-20	64,470	64,470
<b><u>Advance paid to Univeristy:</u></b>		
Advance Admin & Service charges	1,34,000	1,40,000
Advance Registration & Renewal Fees	1,30,000	1,24,000
Advance Annual Fees	70,000	64,000
Advance Helinet Fees	57,500	57,500
Advance Application fees	3,000	3,000
<b><u>Advance paid to Suppliers:</u></b>		
M/S Diya Enterprises	2,00,000	-
<b>TOTAL</b>	<b>55,89,904</b>	<b>1,02,08,710</b>

NOTE - 7  
CASH & BANK BALANCES

PARTICULARS	31/03/2023	31/03/2022
Bank of Baroda SB. A/c. no- 67590100005033	6,67,57,565	5,73,83,612
Bank of Baroda Sb. A/c. no- 67590100005034	22,35,390	28,41,550
Bank of Baroda Sb. A/c. no- 74360100006274	13,22,202	12,38,657
Bank of Baroda Sb. A/c. no- 74360100008018	12,45,883	11,22,017
Bank of Baroda Sb. A/c. no- 74360100007607	1,07,780	8,44,628
Bank of Baroda Sb. A/c. no- 67590100002960	2,471	46,449
<b>TOTAL</b>	<b>7,16,71,290</b>	<b>6,34,76,913</b>



**CHILDREN'S EDUCATION SOCIETY®**  
# 40, I PHASE, J P NAGAR, BANGALORE - 560 078

The Oxford College of Pharmacy  
No.6/9, 1st Cross, Begur Road, Hongasandra, Bangalore - 560 068

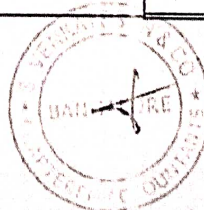
**NOTES TO INCOME & EXPENDITURE A/C**  
**FOR THE YEAR ENDED 31/03/2023**

**NOTE - 8**  
**OTHER INCOME**

<b>PARTICULARS</b>	<b>31/03/2023</b>	<b>31/03/2022</b>
Interest On Deposit	43,29,324	22,23,695
SB Interest	12,56,908	8,11,958
Practical Service Charge	5,52,400	2,19,850
Amount no Longer Payable Written Back	3,56,079	1,71,975
Fine, Breakage and shortage Fees	3,09,762	1,82,585
Graduation Day Amount Collected from Students	2,08,800	-
Miscellaneous Income	1,05,579	1,97,652
Alumni Fees	49,000	57,500
Smart Card Fees	36,200	-
Transcript Fees	11,500	2,500
Improvement Fine	6,900	-
Reserch Grants Income	523	1,158
<b>Total</b>	<b>72,22,975</b>	<b>38,68,873</b>

**NOTE - 9**  
**UNIVERSITY FEES**

<b>PARTICULARS</b>	<b>31/03/2023</b>	<b>31/03/2022</b>
Affiliation Fees	10,62,000	4,33,000
Helinet Fees	4,20,000	3,58,500
Admission Fees	4,12,000	1,52,000
Registration & Renewal Fees	4,00,000	5,61,250
University Fees	2,35,060	1,14,656
Sports Fees	96,000	1,22,000
Annual Fees	64,000	98,000
Additional Exam fees	54,000	-
SWF	47,600	61,000
Student Welfare Fees	5,400	-
Application Fees	3,000	3,000
Approval Fees	-	3,50,000
Eligibility Fees	-	31,500
<b>TOTAL</b>	<b>27,99,060</b>	<b>22,84,906</b>



CHILDREN'S EDUCATION SOCIETY®  
# 40, I PHASE, J P NAGAR, BANGALORE - 560 078

The Oxford College of Pharmacy  
No.6/9, 1st Cross, Begur Road, Hongasandra, Bangalore - 560 068

NOTES TO INCOME & EXPENDITURE A/C  
FOR THE YEAR ENDED 31/03/2023

NOTE - 10  
ADMINISTRATION & OTHER OPERATING EXPENSES

PARTICULARS	31/03/2023	31/03/2022
Stipend to students	19,98,826	5,58,790
Power Charges	5,77,429	4,56,256
Security Charges	3,53,059	-
Graduation Day Expenses	2,30,708	-
Examination Expenses	1,90,968	1,26,779
Printing & Stationery	1,33,309	1,14,242
Advertisement Expenses	1,19,352	28,090
Audit Fees	1,18,000	1,18,000
Annual Maintenance Charges	95,838	1,27,784
Office Maintenance	85,752	1,85,508
Lab Maintenance	85,487	1,78,321
Building Insurance	80,779	85,066
Repairs & Maintenance Charges	70,285	1,87,044
Telephone & Internet Expenses	62,235	44,250
News Paper & Periodicals	46,014	1,08,761
Inspection Expenses	40,559	24,000
Seminar/Workshop/Competition	28,000	35,000
Annual/Inagural/Felicitation	24,881	37,090
Gas & Fuel Expenses	20,635	-
Legal Consultancy	20,000	-
Travelling & Conveyance	8,649	18,168
Bank Charges	5,764	4,441
Research Activity(Project Expenses)	5,446	1,158
Prof.Tax Renewal Fees & Expenses	2,500	2,500
Postage & Telegram	477	412
Staff Welfare Expenses	-	19,590
Spot Admission Expenses	-	19,000
<b>TOTAL</b>	<b>44,04,952</b>	<b>24,80,250</b>

NOTE - 11  
EMPLOYEE BENEFIT EXPENSES

PARTICULARS	31/03/2023	31/03/2022
Salary	1,97,39,081	1,42,17,034
Employers' Contribution to EPF	3,98,098	3,38,740
Employers' Contribution to ESI	71,269	45,818
Remuneration to President	60,000	60,000
<b>Total</b>	<b>2,02,68,448</b>	<b>1,46,61,592</b>

